

# SCUDO



## TECHNICAL SPECIFICATIONS AND EQUIPMENT

Performance figures supplied by Fiat Group Automobiles SpA.

Products offered for sale may differ from those described or illustrated in this brochure due to later production changes in specifications, components or place of manufacture. The contents of this brochure are therefore not to be treated as representations as to the current availability of products as described, or as to products actually offered for sale. Fiat Group Automobiles UK Ltd. reserves the right to make changes at any time, without notice, to prices, colours, materials, equipment, specifications and models and also to discontinue models. Variations in product specification do occur from time to time – please check the exact specification with the dealer at the time of order.

Fiat Group Automobiles UK Ltd, Fiat House, 240 Bath Road, Slough SL1 4DX

Ed. 09/07

[www.fiatprofessional.co.uk](http://www.fiatprofessional.co.uk)




# TECHNICAL SPECIFICATIONS.

## FIAT SCUDO VAN - COMBI

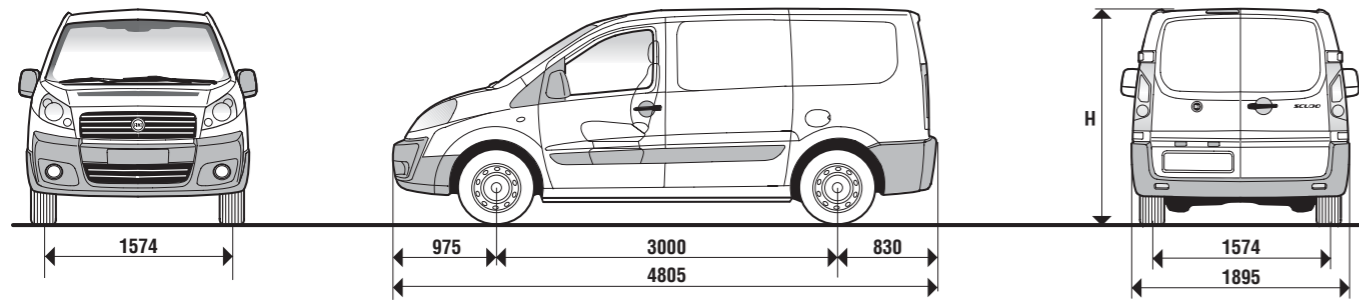
Engine	90 MultiJet
No. of cylinders, arrangement	4, in line
Position	transversely mounted at front
Bore x stroke (mm)	75 x 88.3
Displacement (cc)	1560
Ecology level	Euro 4
Emission control (DPF)	2 oxidising catalyts + electrical EGR valve, EOBD
Compression ratio	18.0 : 1
Max. power output: kW-EC (bhp-EC) at rpm	66 (90) 4000
Peak torque: Nm-EC (kgm-EC) at rpm	180 (18.3) 1750
Timing system (control)	2 OHC's (toothed belt)
Fuel feed	Electronically controlled 'Common rail' MultiJet direct injection with turbo and intercooler
No. of valves	16 16
<b>Transmission</b>	
Drive	front
Clutch	self-adjusting single plate and hydraulic release system
Gearbox, no. of speeds	5 + reverse
<b>Steering system</b>	
Type	rack type with hydraulic power steering
Steering diameter (kerb to kerb)	Short wheelbase m 12.2 - Long wheelbase m 12.6
<b>Brakes - D (disk)</b>	
	<b>with ABS</b>
Front: Ø mm (ventilated disks)	D 280
Rear: Ø mm	D 290
<b>Suspension system</b>	
Front	independent wheel McPherson system, with lower wishbones and stabiliser bar
Rear	torsion beam with coil springs, Panhard bar and slanted hydraulic shock-absorbers
<b>Wheels</b>	
Wheels	7 J 16"
Tyres	215 / 60 R 16
<b>Performance</b>	
Top speed <sup>2</sup> mph (km / h)	90 (145)
Acceleration (sec.):*	
0 to 62 mph (0 to 100 km / h) kerb weight vehicle + driver	17.1
0 to 62 mph (0 to 100 km / h) with medium load	21.1
<b>Fuel consumption (lit./100 km)<sup>1</sup> EC Directive 1999/100</b>	
	<b>Short wheelbase van</b>
Urban cycle / extra-urban cycle / mixed cycle	
CO2 emissions (g / km) with medium load	191
	<b>5/6 seater Combi Short wheelbase</b>
Urban cycle / extra-urban cycle / mixed cycle	8.4 / 6.6 / 7.2
CO2 emissions (g / km)	191
<b>Weights - Tank capacity</b>	
Max. towable weight (braking) (kg)	1433 + 1672 (2000**)
Tank capacity (litres)	80 80

<sup>1</sup> figures relating to vehicles type-approved as passenger cars    \* 1000 kg Van    \*\* Combi

	120 MultiJet	140 MultiJet Power
No. of cylinders, arrangement	4, in line	4, in line
Position	transversely mounted at front	transversely mounted at front
Bore x stroke (mm)	85 x 88	85 x 88
Displacement (cc)	1997	1997
Ecology level	Euro 4	Euro 4 DPF
Emission control (DPF)	2 oxidising catalyts + electrical EGR valve, EOBD	2 oxidising catalyts + electrical EGR valve, EOBD with particulate filter
Compression ratio	17.5 : 1	17.5 : 1
Max. power output: kW-EC (bhp-EC) at rpm	88 (120) 4000	100 (136) 4000
Peak torque: Nm-EC (kgm-EC) at rpm	300 (30.6) 2000	320 (32.6) 2000
Timing system (control)	2 OHC's (toothed belt)	2 OHC's (toothed belt)
Fuel feed	Electronically controlled 'Common rail' MultiJet direct injection with turbo and intercooler	Electronically controlled 'Common Rail' MultiJet direct injection, variable geometry turbo and intercooler
No. of valves	16	
<b>Transmission</b>		
Drive	front	front
Clutch	self-adjusting single plate and hydraulic release system	self-adjusting single plate and hydraulic release system
Gearbox, no. of speeds	6 + reverse	6 + reverse
<b>Steering system</b>		
Type	rack type with electrohydraulic power steering	rack type with electrohydraulic power steering
Steering diameter (kerb to kerb)	Short wheelbase m 12.2 - Long wheelbase m 12.6	Short wheelbase m 12.2 - Long wheelbase m 12.6
<b>Brakes - D (disk)</b>		
	<b>with ABS</b>	<b>with ABS</b>
Front: Ø mm (ventilated disks)	D 304	D 304
Rear: Ø mm	D 290	D 290
<b>Suspension system</b>		
Front	independent wheel McPherson system, with lower wishbones and stabiliser bar	
Rear	torsion beam with coil springs, Panhard bar and slanted hydraulic shock-absorbers	
<b>Wheels</b>		
Wheels	7 J 16"	7 J 16"
Tyres	215 / 60 R 16	215 / 60 R 16
<b>Performance</b>		
Top speed <sup>2</sup> mph (km / h)	99 (160)	106 (170)
Acceleration (sec.):*		
0 to 62 mph (0 to 100 km / h) kerb weight vehicle + driver	12.8	11.6
0 to 62 mph (0 to 100 km / h) with medium load	15.4	13.8
<b>Fuel consumption (lit./100 km)<sup>1</sup> EC Directive 1999/100</b>		
	<b>Short wheelbase van</b>	<b>Long wheelbase van</b>
Urban cycle / extra-urban cycle / mixed cycle		
CO2 emissions (g / km) with medium load	200	196
	<b>5/6 seater Combi/Panorama Short wheelbase</b>	<b>8/9 seater Combi/Panorama Short wheelbase</b>
Urban cycle / extra-urban cycle / mixed cycle	9.1 / 6.3 / 7.2	9.2 / 6.4 / 7.4
CO2 emissions (g / km)	194	198
	<b>5/6 seater Combi/Panorama Long wheelbase</b>	<b>8/9 seater Combi/Panorama Long wheelbase</b>
Urban cycle / extra-urban cycle / mixed cycle	9.3 / 6.5 / 7.5	9.3 / 6.5 / 7.5
CO2 emissions (g / km)	198	198
	<b>5/6 seater Combi/Panorama Short wheelbase</b>	<b>8/9 seater Combi/Panorama Long wheelbase</b>
Urban cycle / extra-urban cycle / mixed cycle	9.2 / 6.4 / 7.4	
CO2 emissions (g / km)	196	200
<b>Weights - Tank capacity</b>		
Max. towable weight (braking) (kg)	2000	1834 + 2000
Tank capacity (litres)	80	

Fiat recommends  SELENIA engine oil, PARAFU coolants, TUTELA functional fluids.

## PANELLED VAN.

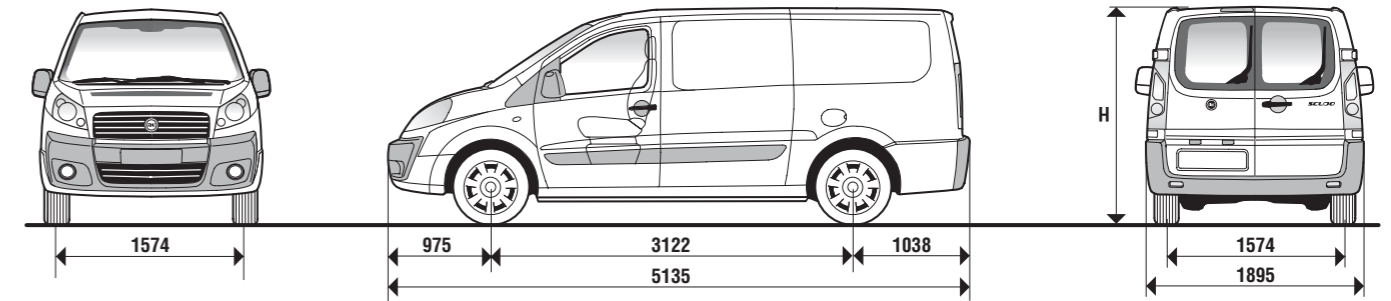


Dimensions (mm)	1000 kg Van	1200 kg Van
Wheelbase	3000	3000
Maximum Length	4805	4805
Maximum width*	1895	1895
Front track	1574	1574
Rear track	1574	1574
<b>H</b> Maximum height (unladen)	1942 - 1894 (with air suspension)	1942 - 1894 (with air suspension)
Front overhang	975	975
Rear overhang	830	830
<b>Rear door</b>		
Width	1237	1237
Height	1272	1272
<b>Side door</b>		
Width	924	924
Height	1293	1293
<b>Loading compartment</b>		
Length	2254	2254
width	1600	1600
Width between wheelarches	1245	1245
Height	1449	1449
Height of rear door loading threshold (unladen)	562 + 604 (490 + 499 with air suspension)	562 + 604 (490 + 499 with air suspension)

5 m <sup>3</sup> volume	1000 kg Van	1200 kg Van
Engines	90 MultiJet	120 MultiJet
Vehicle weight* (unladen) (kg)	1661	1702
Payload including driver (kg)	1000	1200
GVW (kg)	2661	2902
Top speed mph (km / h)	90 (145)	99 (160)

\* Wing mirrors excluded  
 ▲ 2-seater Van, ready for the road, with fuel, oil, water, spare wheel, tools and accessories

## PANELLED LONG WHEELBASE VAN.

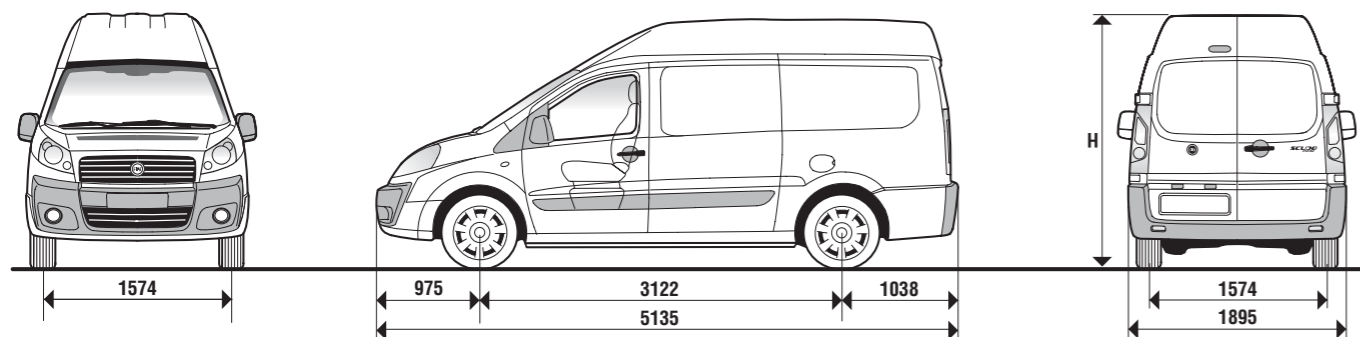


Dimensions (mm)	1200 kg Van
Wheelbase	3122
Maximum length	5135
Maximum width*	1895
Front track	1574
Rear track	1574
<b>H</b> Maximum height (unladen)	1942 - 1894 (with air suspension)
Front overhang	975
Rear overhang	1038
<b>Rear door</b>	
Width	1237
Height	1272
<b>Side door</b>	
Width	924
Height	1293
<b>Loading compartment</b>	
Length	2584
width	1600
Width between wheelarches	1245
Height	1449
Height of rear door loading threshold (unladen)	562 + 604 (490 + 499 with air suspension)

6 m <sup>3</sup> volume	1200 kg Van	
Engines	120 MultiJet	140 MultiJet Power
Vehicle weight* (unladen) (kg)	1732	1746
Payload including driver (kg)	1200	1200
GVW (kg)	2932	2946
Top speed mph (km / h)	99 (160)	106 (170)

\* Wing mirrors excluded  
 ▲ 2-seater Van, ready for the road, with fuel, oil, water, spare wheel, tools and accessories

## MAXI VAN.

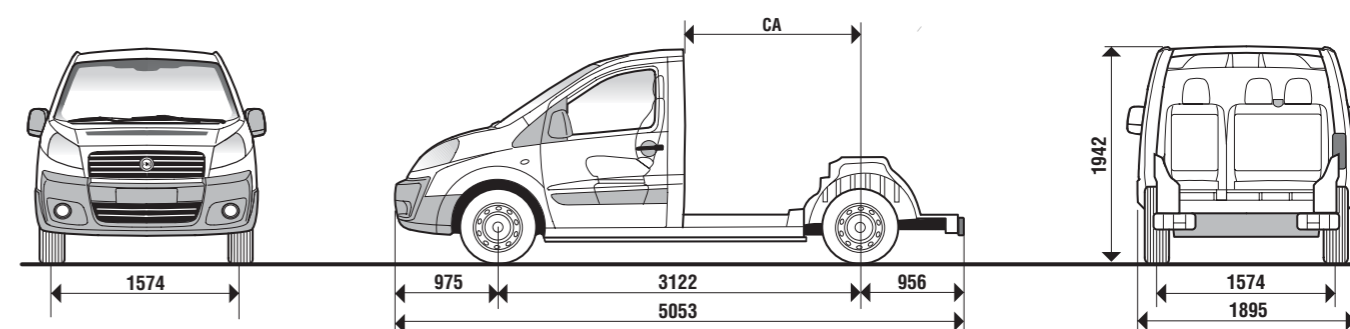


Dimensions (mm)	1200 kg Maxi Van
Wheelbase	3122
Maximum length	5135
Maximum width*	1895
Front track	1574
Rear track	1574
<b>H</b> Maximum height (unladen)	2276 - 2204 (with air suspension)
Front overhang	975
Rear overhang	1038
<b>Rear door</b>	
Width	1237
Height	1630
<b>Side door</b>	
Width	924
Height	1293
<b>Loading compartment</b>	
Length	2584
Width	1600
Width between wheelarches	1245
Height	1750
Height of rear door loading threshold (unladen)	562 ÷ 604 (490 ÷ 499 with air suspension)

7 m <sup>3</sup> volume	1200 kg Maxi Van
Engines	120 MultiJet Power
Vehicle weight <sup>1</sup> (unladen) (kg)	1763
Payload including driver (kg)	1200
GVW (kg)	2963
Top speed mph (km / h)	99 (160)

\* Wing mirrors excluded  
<sup>1</sup> 2-seater Van, ready for the road, with fuel, oil, water, spare wheel, tools and accessories

## PLATFORM CAB.

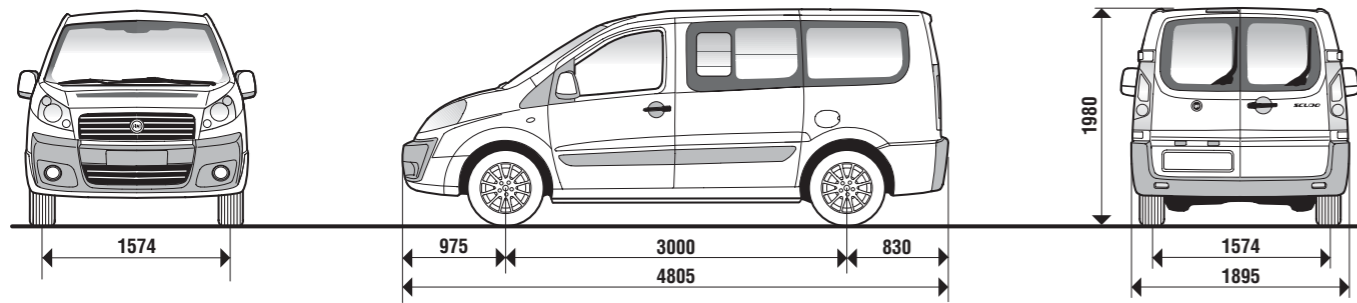


Dimensions (mm)	Platform cab
Wheelbase	3122
Maximum length	5053
Maximum width*	1895
Front track	1574
Rear track	1574
Maximum height (unladen)	1942
Front overhang	975
Rear overhang	956
<b>CA</b> Back of cab to rear axle	1473

	Platform cab	
Engines	90 MultiJet	120 MultiJet
Unladen weight (kg)	1463	1553
GVW (kg)	2900	2963
Max. admissible load on front axle (kg)	1400	1400
Max. admissible load on rear axle (kg)	1700	1700

\* Wing mirrors excluded

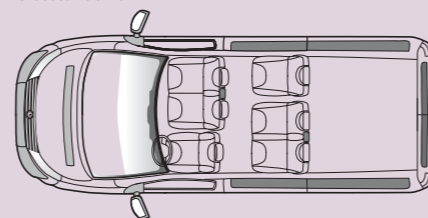
5/6 SEATER COMBI GLAZED  
5/6 SEATER PANORAMA.



Dimensions (mm)	5/6 seater Combi and Panorama	
Wheelbase	3000	
Maximum length	4805	
Maximum width*	1895	
Front track	1574	
Rear track	1574	
Maximum height (unladen)	1980	
Front overhang	975	
Rear overhang	830	
<b>Rear door</b>		
Width	1237	
Height	1272	
<b>Side door</b>		
Width	924	
Height	1293	

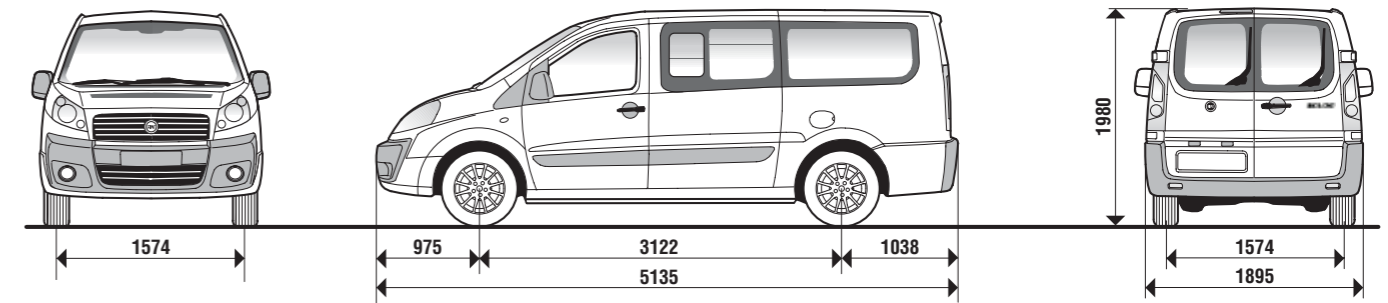
	5/6 seater Combi (90 & 120 MultiJet only) and Panorama (90 MultiJet not available)		
Engines	90 MultiJet	120 MultiJet	140 MultiJet Power
Vehicle weight <sup>▲</sup> (unladen) (kg)	1733 - 1745 (6 seats)	1809 - 1821 (6 seats)	1824 - 1836 (6 seats)
Payload including driver (kg)	950 (5 seats + 610)	950 (5 seats + 610)	950 (5 seats + 610)
	938 (6 seats + 530)	938 (6 seats + 530)**	938 (6 seats + 530)**
GVW (kg)	2683	2759	2774
Top speed mph (km / h)	90 (145)	99 (160)	106 (170)

6-seater Combi



\* Wing mirrors excluded  
▲ 2-seater Van, ready for the road, with fuel, oil, water, spare wheel, tools and accessories  
\*\* Not available in Panorama Family


5/6 SEATER COMBI GLAZED WITH LONG WHEELBASE.  
5/6 SEATER PANORAMA WITH LONG WHEELBASE.



Dimensions (mm)	5/6 seater Combi and Panorama with long wheelbase	
Wheelbase	3122	
Maximum length	5135	
Maximum width*	1895	
Front track	1574	
Rear track	1574	
Maximum height (unladen)	1980	
Front overhang	975	
Rear overhang	1038	
<b>Rear door</b>		
Width	1237	
Height	1272	
<b>Side door</b>		
Width	924	
Height	1293	

	5/6 seater Combi (120 MultiJet only) and Panorama with long wheelbase	
Engines	120 MultiJet	140 MultiJet Power
Vehicle weight <sup>▲</sup> (unladen) (kg)	1841 - 1853 (6 seats)	1855 - 1867 (6 seats)
Payload including driver (kg)	950 (5 seats + 610)	950 (5 seats + 610)
	938 (6 seats + 530)**	938 (6 seats + 530)**
GVW (kg)	2791	2805
Top speed mph (km / h)	99 (160)	106 (170)

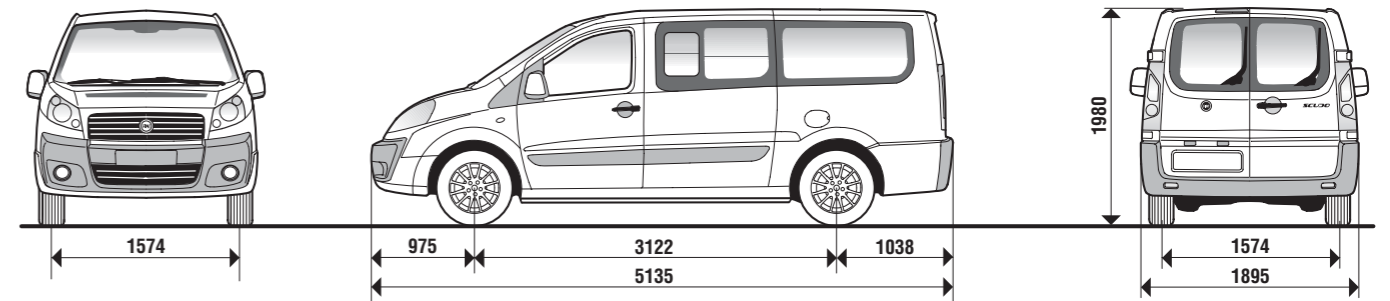
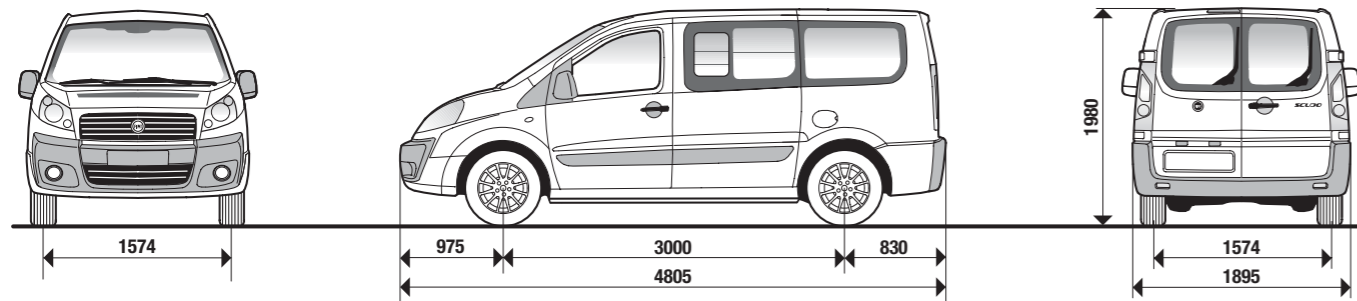
6 seater Combi with long wheelbase



\* Wing mirrors excluded  
▲ 2-seater Van, ready for the road, with fuel, oil, water, spare wheel, tools and accessories  
\*\* Not available in Panorama Family

## 8/9 SEATER PANORAMA<sup>▼</sup>.

## 8/9 SEATER COMBI WITH LONG WHEELBASE. 8/9 SEATER PANORAMA WITH LONG WHEELBASE<sup>▼</sup>.



Dimensions (mm)	8/9 seater Panorama	
Wheelbase	3000	
Maximum length	4805	
Maximum width*	1895	
Front track	1574	
Rear track	1574	
Maximum height (unladen)	1980	
Front overhang	975	
Rear overhang	830	
<b>Rear door</b>		
Width	1237	
Height	1272	
<b>Side door</b>		
Width	924	
Height	1293	

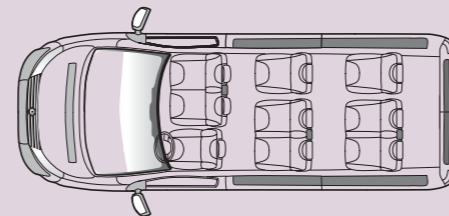
Dimensions (mm)	8/9 seater Combi and Panorama with long wheelbase	
Wheelbase	3122	
Maximum length	5135	
Maximum width*	1895	
Front track	1574	
Rear track	1574	
Maximum height (unladen)	1980	
Front overhang	975	
Rear overhang	1038	
<b>Rear door</b>		
Width	1237	
Height	1272	
<b>Side door</b>		
Width	924	
Height	1293	

	8/9 seater Panorama	
Engines	120 MultiJet	140 MultiJet Power
Vehicle weight <sup>▲</sup> (unladen) (kg)	1887 - 1898 (9 seats)	1902 - 1913 (9 seats)
Payload including driver (kg)	872 (8 seats + 328) 861 (9 seats + 249)	872 (8 seats + 328) 861 (9 seats + 249)
GVW (kg)	2759	2774
Top speed mph (km / h)	99 (160)	106 (170)

	8/9 seater Combi (120 MultiJet only) and Panorama with long wheelbase	
Engines	120 MultiJet	140 MultiJet Power
Vehicle weight <sup>▲</sup> (unladen) (kg)	1919 - 1930 (9 seats)	1933 - 1944 (9 seats)
Payload including driver (kg)	872 (8 seats + 328) 861 (9 seats + 249)	872 (8 seats + 328) 861 (9 seats + 249)
GVW (kg)	2791	2805
Top speed mph (km / h)	99 (160)	106 (170)

	8/9 seater Combi (120 MultiJet only) and Panorama with long wheelbase and higher payload	
Engines	120 MultiJet	140 MultiJet Power
Vehicle weight <sup>▲</sup> (unladen) (kg)	1948 - 1959 (9 seats)	1948 - 1959 (9 seats)
Payload including driver (kg)	999 (8 seats + 455) 987 (9 seats + 375)	999 (8 seats + 455) 987 (9 seats + 375)
GVW (kg)	2932	2946
Top speed mph (km / h)	99 (160)	106 (170)

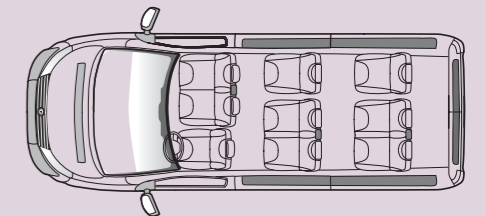
9-seater Panorama



▼ 5/6 seater version with 3rd seat row (option)

\* Wing mirrors excluded  
▲ 2-seater Van, ready for the road, with fuel, oil, water, spare wheel, tools and accessories  
9 seater Panorama not available

9-seater Combi with long wheelbase



▼ 5/6 seater version with 3rd seat row (option)

\* Wing mirrors excluded  
▲ 2-seater Van, ready for the road, with fuel, oil, water, spare wheel, tools and accessories  
9 seater Panorama not available

# STANDARD EQUIPMENT AND OPTIONS.

## FIAT SCUDO

	Van Comfort version	Van Luxury version	Platform cab	Combi	Panorama Family
<b>Exterior</b>					
Fuel cap with lock	■	■	■	■	■
Tinted windows	■	■	■	■	■
Heated electrical wing mirrors + power windows with antipinching function 041	•	■	•	•	■
Heated, electrically adjustable and folding wing mirrors	•	•	•	•	•
+ power windows with antipinching function 441	•	•	•	•	•
Privacy windows on 2nd and 3rd rows + Rear Window 070	▲	▲	–	•	•
Fog lights 097	•	■	•	•	■
16" alloy wheels 108	–	–	–	•	•
Tailgate with heated rear window with wiper 148	•/– (Maxi)▲	•/– (Maxi)▲	–	•	■
Metallic paint 210	•	•	•	•	•
Tinted windscreen 253	•	•	•	•	■
Hinged rear doors with heated rear window with wiper 372	•	•	–	•	•
Integral pack: painted bumpers, painted side mouldings, grey exterior handles, painted and electrically folding wing mirrors, fog lights, hub caps, painted rear hinge covers 457	•	•	•	•	■
Look pack: partly painted bumpers, fog lights, hub caps, painted rear hinge covers 909	•	•	•	•	–
Load Convenience Pack: air suspension with adjustable loading threshold, parking sensors, heated, electrically adjustable and folding wing mirrors + power windows with antipinching function 4QI 4QI	•	•	•	•	–
Panelled 2nd side sliding door 513	■	■	–	–	–
Hinged glazed rear doors without heated rear window with wiper 519	•	•	–	■	–
Glazed sliding side door (excl. Maxi) 520	–	–	–	■	■
2 glazed sliding side doors (excl. Maxi) 522	•	•	–	■	■
Fixed windows on 2nd row (with glazed side doors) 643	•	•	–	–	–
Opening windows on 2nd row (with glazed side doors) 644	•/– (Maxi)	•/– (Maxi)	–	■	■
Rear light clusters (mounted on service cross-beam)	–	–	■	–	–
<b>Interior</b>					
Steering wheel adjustable for height and distance	■	■	■	■	■
Oddments tray in upper part of cab (Capucine)	■	■	■	■	■
Driver's seat adjustable for height without armrest	■	■	■	■	–
2nd row seats removable and tilting	–	–	–	■	–
2nd row seats removable and folding 4HF	–	–	–	•	■
PVC lined floor	■	■	■	■	–
Carpet lined floor	–	–	–	–	■
Multifunctional facia with open compartments, lockable glove box, storage cabinet and cup holder doors	■	■	■	■	■
Cab door panels with opening controls and electrical window winders	■	■	■	■	■
Driver protection ladder 194	■	■	–	–	–
Luggage cover + short hat rack 131	–	–	–	–	•
Fixed panelled bulkhead 149	•	•	–	–	–
Double passenger seat without front passenger airbag 186	–	–	–	–	–
Fixed glazed bulkhead (with central tunnel) 199	•	•	–	–	–
Double passenger seat with pretensioned belts, compatible with passenger airbag 293	•	•	•	•	–
3rd row seats (individual seats) (bench + individual seat) removable and tilting 4MK	–	–	–	Std 6R2.0 only	–
3rd row seats reclining, removable and double folding 40H	–	–	–	–	•
Heated driver's seat and individual passenger seat 452	–	–	–	–	–
Heated front seats (driver and 2 passengers) 453	–	–	–	–	–
Cab Comfort Kit: 2 facia-mounted pull-out cup holders, cigarette lighter, + full wheel trims 4B0	■	■	■	■	■
Driver's seat with height and lumbar adjustment and armrest, also for passenger seat 627	•	•	•	•	■

▲Not available on long wheelbase vans

	Van Comfort version	Van Luxury version	Platform cab	Combi	Panorama Family
<b>Functional / Electrical</b>					
Power steering	■	■	■	■	■
Headlamp adjuster	■	■	■	■	■
Centralised locking with 3-button remote	■	■	■	■	■
Third stop light	■	■	–	■	■
Ceiling light in loading compartment	■	■	–	–	–
Ceiling light fixture in passenger compartment and ceiling cover	–	–	–	■	■
Air diffuser for rear seats	–	–	–	■	■
Manual climate control + heated electrical wing mirrors, power windows with antipinching function 025	•	•	•	•	–
Automatic dual zone climate control with tinted windscreen 140	–	–	–	–	■
Rain and twilight sensors + multipurpose display on facia, body computer 051	•	■	•	•	•
Self-levelling air suspension 062	•	•	•	•	•
Air suspension with adjustable loading threshold 555	•	•	•	•	•
Air-conditioning + additional Webasto heater at rear 204	–	–	–	–/• (8-9 seats)	•
Additional Webasto heater 205	•	•	•	•	•
Volumetric anti-theft and deadlocks 224	•	•	•	•	■
Load space mid-height cover kit + 12 V power socket 324	■	■	–	–	–
Luggage retaining nets 381	–	–	–	–	•
Cruise Control 416	•	•	•	•	•
Parking sensors 508	•	•	•	•	•
Higher payload + alloy wheels and 215/60 R 16 C tyres (8/9 seater long wheelbase Combi + Panorama versions) 943	–	–	–	•	•
Technical box for coachbuilders 081	•	•	■	•	•
<b>Safety</b>					
Head restraints adjustable for height	■	■	■	■	■
3-point seat belts with retractors on all seats	■	■	■	■	■
ABS + EBD	■	■	■	■	■
Driver airbag	■	■	■	■	■
ESP 392	•	•	•	•	•
Passenger airbag + visor with mirror 502	•	•	•	•	■
Side bag 505	–	–	–	–	■
Window bag 614	–	–	–	•	•
<b>Audio / Telematics</b>					
Car radio with CD player and steering-wheel mounted controls (4 speakers) 313	■	■	■	■	6 speakers
Bluetooth™ for car radio 411	•	•	•	•	■
5 disc CD charger on dashboard 563	•	•	•	•	•
Radio with CD player, Navigator by maps, telephone (includes non-folding heated electrical wing mirrors, rain and twilight sensors, fog lights) 904	•	•	•	•	•

■ = Standard    • = Option    – = Not available

# TECHNICAL GLOSSARY.

## SELF-LEVELLING SUSPENSION



This suspension system keeps vehicle trim constant, regardless of the size and arrangement of the load, thus improving safety and driving comfort. The suspension is controlled by a control unit that acts on a pneumatic suspension system. When the vehicle is stationary, the same system enables the loading threshold to be raised or lowered by 50 mm.

## VARIABLE POWER STEERING



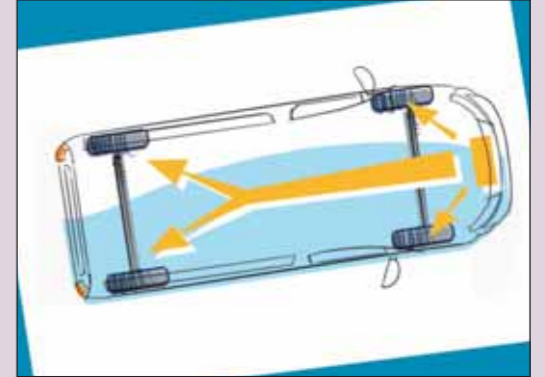
This system increases driving comfort by making parking easier when steering with the vehicle stationary and with a full load. The variable power steering system reduces the amount of effort required on the steering wheel by almost a half more than a normal power-steering system. At the same time, it guarantees maximum steering precision at high speeds, by smoothly adapting the force applied by the driver.

## ESP - ELECTRONIC STABILITY PROGRAM



This system intervenes in emergency situations, such as sudden swerves to avoid an obstacle. The system monitors parameters including sideways acceleration, speed, grip and the angle of the steering wheel. It processes the data and, if necessary, acts on the engine torque and braking system to return the vehicle to conditions of perfect stability.

## EBD - ELECTRONIC BRAKE FORCE DISTRIBUTION



This electronic system splits the braking force between the front and rear axle, for greater braking efficiency in all driving situations.

## PARKING SENSORS



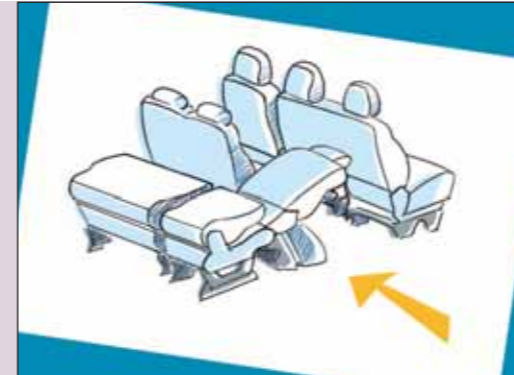
These sensors provide the driver with information about the distance between the vehicle and any obstacles behind it. The system is activated when reverse gear is engaged and uses 4 ultra-sound sensors. As the vehicle approaches an obstacle, an intermittent beep is heard. A continuous beep indicates the minimum distance from the obstacle has been reached.

## ASR - ANTI-SLIP SYSTEM



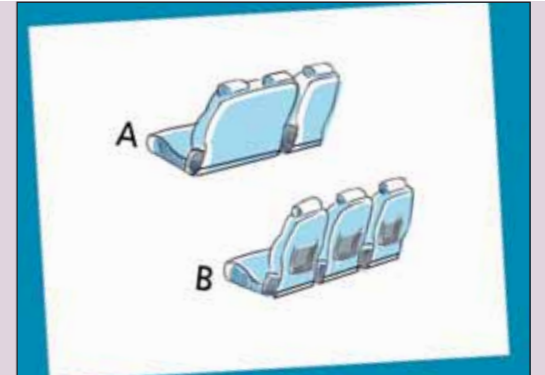
This system counteracts slipping effects on one or both driving wheels in poor grip conditions, by applying the brakes and at the same time temporarily reducing the power delivered by the engine.

## EASY ENTRY



The right side seat of the second row is equipped with the easy entry function: it can be tilted individually to facilitate access to the third row.

## SECOND SEAT ROW CONFIGURATIONS



**A** 2-seater bench with easy entry function. Tilting and removable seats. Standard on Combi versions.  
**B** 2-seater bench with equipped seatbacks, reclining, individually folding, double folding, removable seats. Easy entry. Standard on Panorama Family versions.

## MBA - MECHANICAL BRAKE ASSISTANCE



This system automatically increases the pressure in the braking circuit in emergency braking situations, by directly applying the servo-brake. If the vehicle is fitted with ESP, a similar function is provided by the HBA (Hydraulic Brake Assistance) system.

## ABS - ANTI-LOCK BRAKING SYSTEM



This system prevents one or more of the wheels from locking in an emergency braking situation, provides greater grip and therefore better road-holding.

## CUSTOMER BENEFITS

When you buy a new Fiat Professional Vehicle, you buy more than just a van. Behind every van we sell there is the reassurance of a whole range of customer benefits and services designed to make the ownership of your Fiat as enjoyable, affordable and trouble-free as possible.

### **3 YEAR FIATCARE WARRANTY PACKAGE**

All new Fiat vans come with this comprehensive package, which consists of the following:

### **2 YEAR UNLIMITED MILEAGE, MANUFACTURER WARRANTY**

Any repairs required as the result of faulty materials or manufacture are carried out free of charge – either for parts or labour.

### **3RD YEAR DEALER WARRANTY<sup>†</sup>**

This warranty covers most electrical and mechanical components in the third year, or up to 100,000 miles (60,000 miles on passenger version) from the date of first registration, whichever occurs first. The warranty is provided free of charge and is subject to conditions (full details are available from your Fiat dealer).

### **3 YEAR PAINTWORK WARRANTY**

Any paintwork defects due to faulty materials or manufacture will be rectified free of charge during the first 3 years.

### **8 YEAR ANTI PERFORATION WARRANTY**

Subject to regular inspections being carried out, as detailed in the Fiat Services Booklet, any perforation of the bodywork due to corrosion will be repaired free of all parts and labour charges during the first 8 years.

### **12 MONTHS PART AND REPAIR GUARANTEE**

All genuine Fiat parts are guaranteed for 12 months, or the duration of the prevailing warranty on the vehicle, as are repairs carried out by any Fiat dealer using genuine parts.

### **FIXED SERVICE COSTS**

All Fiat dealers operate a 'Menu Pricing' programme, which guarantees fixed service and replacement costs, with no hidden extras. The price you see is the price you'll pay, unless you have given your consent for further work to be carried out.

### **INFORMATION AND CUSTOMER SERVICE**

A Pan-European toll free\* number (00800 3428 0000) gives you access to our dedicated information and customer services facilities, providing you with details of Fiat dealers offering additional services, such as extended workshop hours, Auto Clinic and Approved Bodyshop facilities.

Fiat also believe it is important to stay in contact with you and will, subject to your agreement, telephone you from time to time to ensure you are happy with your Fiat and the service you receive from your dealer. You can also access information about Fiat products and services online on our comprehensive website [www.fiatprofessional.co.uk](http://www.fiatprofessional.co.uk).

## INSURED PRODUCTS AND SERVICES

The following insured products and services are provided by Fiat Auto Financial Services (Wholesale) Limited (AA Assurance Cover and Fiat Motor Insurance) and Fiat Auto Financial Services Limited (for Credit Protection Plans). Both companies are authorised and regulated by the Financial Services Authority for General Insurance.

### **1 YEAR'S AA ASSURANCE COVER**

All new Fiat vans, first registered on, or after, the 1st January 2005, come with 1 year's AA Assurance cover, which includes Roadside Assistance, Home Start, Relay, Relay Plus, Load Continuation, European Cover and Accident Management.

This insured service is provided on a free of charge basis and is available 24 hours a day, throughout the year. AA Assurance also provides free access to travel information, legal advice and technical information.

### **MOTOR INSURANCE**

Comprehensive van insurance is available at competitive premiums, with up to 65% No Claims Bonus transferable from your existing policy after five consecutive years of claim free driving.

For a quotation ring 01708 754525

### **FINANCE PLANS**

Fiat Financial Services offers a comprehensive range of financial plans to suit private and business customers alike. Fiat I-deal, Fiat Finance Lease, Fiat Lease Purchase and traditional Hire Purchase can be adapted to suit your individual requirements, whatever they may be. For example, you may wish to include the cost of one of our Credit Protection Plans, which provides added security for you, your family and your investment. Your Fiat dealer will be pleased to design a specific plan for you.

Please ask for more information. Written quotations available on request. A guarantee may be required. Fiat Financial Services is a division of Fiat Auto Financial Services Limited.

### **FIAT AUTO CONTRACTS - CONTRACT HIRE FOR THE BUSINESS USER**

More and more businesses are turning to Contract Hire as a simple, tax efficient way of financing their fleet. Contract hire allows the use of a vehicle for a pre-determined fixed period and cost (subject to mileage and conditions) and has many features and benefits that your Fiat dealer will be delighted to discuss with you.

At Fiat Auto Contracts we also provide a full support service, including maintenance, relief vehicle, AA assurance and accident management, saving you time to concentrate on running your business. For more information, please contact your Fiat dealer, or call 01753 486885.

Contract Hire finance facilities are available to VAT registered businesses, subject to credit approval. Written quotations are available from Fiat Auto Contracts, 240 Bath Road, Slough, Berkshire, SL1 4DX.

<sup>†</sup>Only applicable to UK sourced vehicles from Fiat Group Automobiles UK Ltd.

\*Pan-European Freephone number from all UK land lines. A minimum charge applies to calls made from mobiles based on network rates.